ASC™, The Mutant Virus™ and Crisis in a Computer World™ are trademarks of American Softworks Corporation. Nintendo® and Nintendo Entertainment System® are trademarks of Nintendo of America Inc. ©1991 American Softworks Corporation. Game Pak "NES-GP". Made in Japan.

EmuMovies

Printed in Japan

NES-BM-USA



GAME PLAY INSTRUCTIONS

®

For Safety's Sake

This official seal is your assurance that Nintendo has reviewed this product and that it has met our standards for excellence in workmanship, reliability and entertainment value. Always look for this seal when buying games and accessories to ensure complete compatibility with your Nintendo Entertainment System®.

This game is

Nintendo

Nintendo and Nintendo Entertainment System are registered trademarks of Nintendo of America Inc.

- Always make sure the power to your NES Control Deck is **TURNED OFF** before inserting or removing the GAME PAK.
- This is a game contains complex electronic circuitry. It should not be stored or used in places that are very hot or cold. Never hit or drop it. Never attempt to open it or take it apart.
- Don't touch the connectors or get them wet or dirty; this could damage the game's circuitry. Keep them clean by storing the GAME PAK in its protective case.
- Don't clean with benzene, paint thinner, alcohol or similar solvents.
- WARNING: DO NOT USE WITH FRONT OR REAR PROJECTION TV. Do not use a front or rear projection television with your Nintendo Entertainment System® ("NES") and this video game. Your projection television screen may be permanently damaged if video games with stationary scenes or patterns are played on your projection television. Similar damage may occur if you place a video game on hold or pause. If you use your projection television with this video game, neither Acclaim or SoftWorks nor Nintendo of America Inc. will be liable for any damage. This situation is not caused by a defect in the NES or this game; other fixed or repetitive images may cause similar damage to a projection television. Please contact your TV manufacturer for further information.



It's Never Easy

Ron Trainer, the hottest of the elite corps of Computer Master Debuggers is enjoying his first week of vacation in over two years. He's been busy keeping CPI running error-free. In case you don't know it, CPI is what allows the world to exist the way it does. It controls everything: from global databases and power grids to holographic theater software as well as simple things like the timing of the traffic signals. But something is terribly wrong tonight—cities around the globe have lost their power and data feeds. There have been several major aerial collisions between passenger liners and heavy freighters and the skyways have been closed until global traffic control is back on-line. The world is in a panic and the planetary government is on the verge of collapse. There is rioting reported in several areas. What's going on?!?

It's worse than you ever imagined—someone has somehow infected the 5 most critical areas of the CPI processing center with a new vicious strain of computer virus. Once it evaded all of the powerful protection subroutines, it then locked-out all of the possible input sources so that no one can get in to try to deactivate it and restore normal operations. There have been no messages or demands from anyone, so the "who" and the "why" remain a mystery and the "what to do" doesn't look too inviting.

Since no one can get at the virus from the outside, the only hope is in fighting it on its own ground. That means getting inside CPI itself and going against the virus one-on-one!

Miniaturization has been around in the experimental stage for a few years, but hasn't been tested on anything as large as a person before. Now's not the time to worry, though. You're the Earth's only chance... put on your JetSuit and go!

What You've Got

Although recently there have been great strides in advancing the miniaturization process, it still is not powerful enough to shrink a whole ship or even a small vehicle. Its limit is one or two people and their armored JetSuits with some limited weapons. The Suit has a very limited shield that can only last for a few seconds when you first enter a sector, so use it wisely. It also has a Vaccine Blaster that can deliver 3 types of charges.

Automatic or AU: This one sends out a stream of vaccine code that will travel for a short distance and then arm itself to detonate when it contacts either a viral or vaccine cell, or a wall. It is a good all purpose charge, but not much help for getting the virus if it's behind some vaccinated cells.

Short Fuse or SF: Use this one for getting in closer than you can get with the AU setting. It will travel for a short distance and then detonate. This one is great for shorter distance work or shots in tight spaces.

Long Fuse or LF: Good for getting a pocket of virus that is hiding behind an already deactivated area. It will travel for quite a while before detonating.

Let's Kick Some Virus!



After successfully completing miniaturization, you will find yourself inside the Communication or COMM section of CPI; in this section, the Processor Support hardware is green and the highly vulnerable Access Grid is grey. The virus has gone straight for the grid and every cell it's infected has changed color. This virus is actually one of 5 slightly different strains of the same code; each one specifically matched to the section of the computer it has invaded. Besides the COMM section that you're in now, there's also Security or SEC, Power or PWR, Memory or MEM and the Central Processing Unit or CPU; the "brains" of CPI. In the COMM section, the infected cells will always be magenta, while in the SEC section they will be bright green, light purple in PWR, dark green in MEM and pink in the CPU. On the other hand, the vaccine that you shoot will always turn the cells blue.

The active virus and active vaccine are the clusters of small black spheres you see in the infected and deactivated cells. Some of the clusters are moving and some seem to be resting, although resting virus clusters can suddenly become very active without warning, so be very careful around them.

It's Your Move

The controls to your JetSuit are simple:

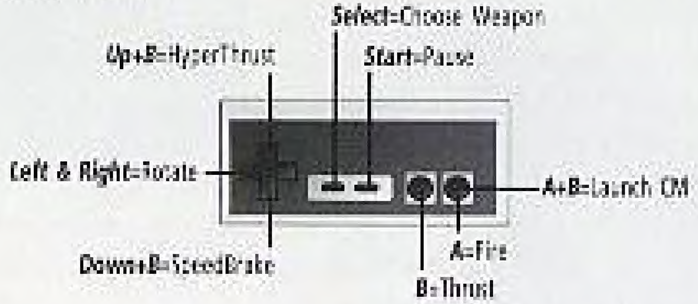

You've gotta be very careful when flying over virus-infected areas. If you happen to pass over any active virus, it will drain your suit's power faster than the PowerPack can replace it. The slower you pass over the virus, the faster and greater the drain. There is a audible warning that sounds like a Geiger counter if you're losing power. If your power level is drained to zero, the PowerPack will be destroyed and you will have to use one of your backups. That is why it is very important to use the HyperThrust and SpeedBrake functions when maneuvering in tight situations. HyperThrust will allow you to fly quickly over the virus if you need to and lose the least amount of energy, and the SpeedBrake will allow you to stop exactly where you want without drifting into hostile areas. (When releasing the SpeedBrake, make sure that you release the B button first and then the Down arrow on the control pad arrows. If you do it the other way, you'll end up moving again!)

What You Can See

The control panel provides some very important information. The gauge on your left shows both your PowerPack energy level and score. To the right is the number of PowerPack backups remaining. Next is a map showing the layout of the current level; the sector that you are currently in is highlighted. It will tell you which areas are cleared and which are starting a new outbreak of virus. It and the message window below will also inform you of any special problems in any of the other sectors, especially at higher levels. On the right is the window that shows which type of vaccine your blaster is set to deliver, and the window below shows whether you have picked up any CM's or ES's (we'll talk about those later).



Next Stop, Level 2

After clearing the COMM level, you'll be de-miniaturized for a brief rest and a chance to recharge your suit's PowerPack as well as get some advice. Then, all too quickly, you'll be reinserted into the Security level, or SEC. Since you've cleared the COMM level and freed up some input sources, the Programming Team that's monitoring your progress from the outside can start to try to assist by loading small bits of code, called macros, to help you out. At this point, the only macros they can insert are called Counter Measures or CM's.

CM's are special bits of code that automatically spread vaccinated cells from wherever they're dropped. CM's are very powerful, and they will continue to pump out vaccinated cells until all of the virus is destroyed—even if you leave the sector and come back later. There are 4 different types that differ only in the direction that they spread the vaccine. Although all of them are blue, they have different colored number fields and different numbers so you can tell them apart:

CM ID's and their Dispersion Directions:

Before you can use one, you've got to pick it up. All you've got to do is fly over one and you've got it. Because of the JetSuit's limited power supply and memory capacity, you can only carry one string of CM code at one time. If you are already carrying one and you fly over another one, your suit will automatically exchange them.

Oh yes, there's one more thing. Starting with the SEC level, the designers added an anti-virus defense called System Security Vectors, or SSV's. They were designed to recognize unauthorized programs (such as computer viruses) and deactivate them. Unfortunately, they only have a minor effect on this virus—you can see that they leave a trail of clear grid cells behind them as they pass, but this virus is just too powerful for even this sophisticated defense. Even worse, the SSV's think that you don't belong in these sectors either, so they will drain your PowerPack if you let them touch you! Their movements are fairly predictable, so they should be easy enough to avoid.



2 Down, 3 to Go!

You've gotten through two tough levels, but it's only going to get harder from here. Because of their increased importance and vulnerability, the higher levels were given stronger and smarter SSV's to screen out all but the nastiest bugs. Unfortunately, this virus is The Nastiest. The SSV's in these higher levels still can't do much against it, but they can sure make it a lot harder on you!

Luckily, the Programming Team can start inserting some additional bytes of help for you called Enhancement Subroutines or ES's. There are two types of ES's, one you'll be able to access now and one that'll be available only in the CPU section.

The first type of ES's that you'll see is the SuperGun. It supplies an additional power boost to your Vaccine Blaster. It will fire a charge that aims itself immediately but will only detonate on enemy virus, not on vaccinated cells. The charge will also bounce

Types of ES

Red:

0 — SuperGun

1 — SuperGun

Purple:

0 — PowerShield

1 — SuperGun

off walk, making it a very powerful weapon. There's just one thing—because they're tied into your PowerPack, if you lose a PowerPack, you lose the SuperGun until you find another one. ES's look like CM's, but they have their own color and they're also numbered.

This is Getting Nasty!

By the time you've reached the Memory or MEM level, the virus has had a chance to "sig in", and is starting to mutate. It has gotten into the SSV's and is using them to spread the virus also! The only way to spot them is that they are hiding in certain conduits in the walls.

By now, it is also probably getting its tendrils into the Core—the most important and fragile section of all of CPU. If the Core is destroyed, then the world as we know it will come to and end. Humanity will be plunged back almost to the Stone Age. Whatever you do, don't let it happen! Your control panel will warn you if (when) the virus has started to do its deadly work. When notified, you must stop whatever you're doing and make your way to that sector, even if you haven't cleared the sector you're in. If you delay, the results could be disastrous.

This the End???

Here in the CPU, the last sector to be cleared of virus, the virus is at its deadliest. This is where it's had the longest to work and this is where it'll be hardest to defeat. The Programming Team will be able to help you a little—they'll be able to insert the second type of ES, the PowerShield. If you pick it up, it'll give you immunity from any type of SSV's, and you'll be unaffected by direct exposure to enemy virus for a full 8 seconds! This is an invaluable tool, and should be used wisely. Don't waste it!

So what are you waiting for. The world is in jeopardy and you're just sitting around reading this book! Finish the virus off now, before it's too late!

Compliance with F.C.C. Regulations

This equipment generates and uses radio frequency energy and if not installed and used properly that is, in strict accordance with the manufacturer's instructions, may cause interference to radio and television reception. It has been tested and found to comply with the limits for a Class B computing device in accordance with the specifications in Subpart J of Part 15 of FCC Rules, which are designed to provide reasonable protection against such interference in a residential installation. However, there is no guarantee that interference will not occur in a particular installation. If this equipment does cause interference to radio or television reception, which can be determined by turning the equipment off and on, the user is encouraged to try to correct the interference by one or more of the following measures:

- Reorient the receiving antenna.
- Relocate the MES with respect to the receiver.
- Move the MES away from the receiver.
- Plug the MES into a different outlet so that computer and receiver are on different circuits.

If necessary, the user should consult the dealer or an experienced radio/television technician for additional suggestions. The user may find the following booklet prepared by the Federal Communications Commission helpful: **How to Identify and Resolve Radio/TV Interference Problems**.

This booklet is available from the U.S. Government Printing Office, Washington, DC 20402, Stock No. 004-000-00345-4.

ASC® 90-Day Limited Warranty

AMERICAN SOFTWORKS CORPORATION ("ASC") warrants to the original consumer purchaser of this software product that the medium on which the computer program is recorded will be free from defects in materials and workmanship for a period of 90 days from the date of purchase under normal home use. The computer program is sold "as is" without express or implied warranty of any kind and ASC will not be liable for any loss or damage of any kind from use of this program. If a defect covered by this Warranty occurs during the 90-day warranty period, ASC will repair or replace the product, at its option, free of charge.

To receive this Warranty service:

1. DO NOT return your defective product to the retailer.
2. Notify ASC Consumer Service Department of the problem requiring Warranty service by calling: 1-212-572-8262. Our Consumer Service Department is in operation from 9:00 AM to 5:00 PM Eastern Standard Time, Monday through Friday. **Please Do Not** send your product to ASC before calling our Consumer Service Department.
3. If our ASC Service Representative is unable to solve the problem by phone, you will be provided with a Return Authorization Number. Simply mark this number on the outside packaging of your defective product and return it PREPAID AND INSURED FOR LOSS OR DAMAGE, together with your sales slip or similar proof-of-purchase, within this 90-day Warranty period to:

   American Softworks Corporation
   Consumer Service Department
   228 East 45th Street
   New York, NY 10017

Warranty Limitations:

ALL IMPLIED WARRANTIES, INCLUDING WARRANTIES OF MERCHANTABILITY AND FITNESS FOR A PARTICULAR PURPOSE, ARE LIMITED TO NINETY DAYS FROM THE DATE OF PURCHASE AND ARE SUBJECT TO THE CONDITIONS SET FORTH HEREIN. ASC WILL NOT BE LIABLE FOR CONSEQUENTIAL OR INCIDENTAL DAMAGES RESULTING FROM THE BREACH OF ANY EXPRESS OR IMPLIED WARRANTIES.

The provisions of this Warranty are valid in the United States only. Some states do not allow limitations on how long an implied warranty lasts or exclusion of consequential or incidental damages, so the above limitations and exclusions may not apply to you. This warranty gives you specific legal rights, and you may also have other rights which vary from state to state.

This Warranty will not apply if the product has been damaged while in your possession by negligence, accident, abuse or tampering, or by other causes unrelated to defective material or workmanship.